

MODEL LC-12 & LC-12-3SA
SYMMETRICAL 2-POST LIFT
CAPACITY: 12,000 LBS [5441 kg]



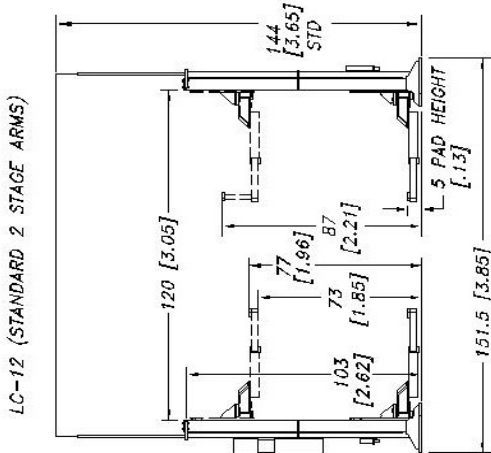
SPECIFICATIONS

SPECIFICATIONS SUBJECT TO CHANGE WITHOUT NOTICE.

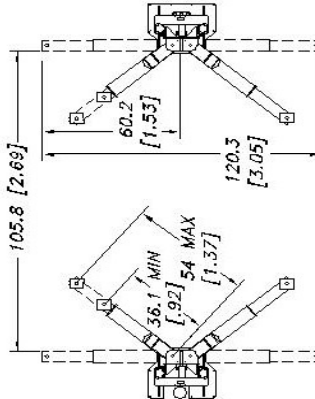
- MODEL: LC-12-3SA
Capacity: 12000 lbs. (5445 kg)
Lifting Speed: 85 sec.
Motor Rating: 2.5 HP/108-250 VAC, single-phase, 60 cycle, (3-phase optional)
Synchronization: Hydraulic fluid displacement using no chains, cables, or overhead obstructions
Arm Pad Height: 4' 1/2" (137 cm) minimum
Lifting Height (Stroke): 6' 4 1/2" (1.94 m)
Arm Height @ Full Rise: 7' 1 1/2" (2.17 m)
Max. Pad Height With Adapter: 12' 7 1/2" (3.85 m)
Overall Width: 12' 7 1/2" (3.85 m)
Width Between Posts: 10' 9 3/4" (2.69 m)
Column Height: 8' 7" (2.62 m)
Overall Hydraulic Line Height: 12' (3.66 m) Standard (adjustable to accommodate any height ceiling or routed in-floor)
Weight: 3100 lbs. (1406 kg)
Concrete Floor Requirements: 4000 PSI (27579.2 kPa) min. 6 1/2" (16.5 cm) depth (14) 3/4" x 8" (1.90x15.2 cm) W-11 bolts
Anchoring System: Automatic; all post(s) starting @ 3" (7.62 cm) off the floor
Mechanical Safety Loads: Manual @ both columns Hydraulic Safety Systems: Automatic; all position Swing Arm Restraints: Automatic restraining upon ascent
Cylinders: 2 (1 per column)
Drive System: #6.45 inch chain routed over cylinder
3" Frame Adapters (stackable): 4 included as standard
8" Frame Adapters (stackable): 4 included as standard
Steel Carriage Bearings: 8 per carriage, double-sealed, self-lubricating
Floor Access Between Posts: clear and unobstructed
Warranty: 5 years
Lifetime on cylinders: 7

MOHAWK RESOURCES LTD.
12 WINDHAM AVENUE
AMSTERDAM, NY 12010
PHONE: (518) 835-2508
FAX: (518) 835-2509
E-MAIL: SALES@MOHAWKRESOURCES.COM

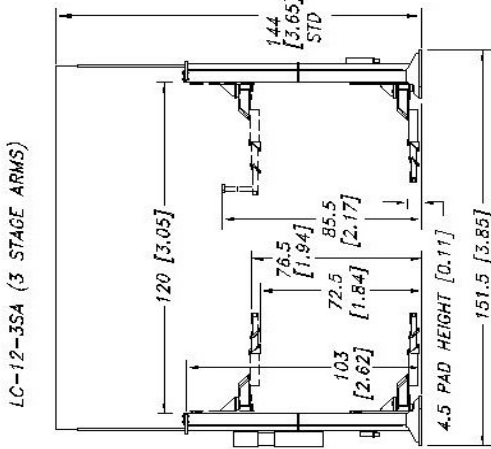
NOTE: MOHAWK RESOURCES LTD. RESERVES THE RIGHT TO MAKE CHANGES WITHOUT NOTICE.



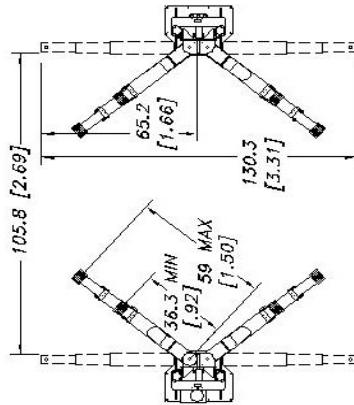
SHOWN WITH ADJUSTABLE HEIGHT
OVER-HEAD STEEL HYDRAULIC LINES.



UNITS: INCHES [METERS]



SHOWN WITH ADJUSTABLE HEIGHT
OVER-HEAD STEEL HYDRAULIC LINES.



UNITS: INCHES [METERS]

UNITS = INCH [mm]
= POUND [kg]

| NOTICE OF CONFIDENTIAL INFORMATION | | TELEPHONES | | DATE | | MOHAWK RESOURCES LTD. | |
|---|--|-----------------------------------|--|---------------|--|-----------------------|--|
| 1. REMOVE ALL SHARP CORNERS & EDGES. FINISH TO BE 1/8" RNC. 2. UNLESS OTHERWISE SPECIFIED, SURFACE FINISH TO BE 1/8" RNC. 3. SPECIFICATIONS TO E-MAX ELECTRONICS OR E-NITE CODE 513 FLUX CODE VARE ONLY. 4. IF THE REQUEST FOR ANY OTHER PURPOSE, VENDOR MUST BE NOTIFIED IN WRITING. | | E-MAIL: SALES@MOHAWKRESOURCES.COM | | DATE: 4/20/11 | | MOHAWK RESOURCES LTD. | |
| TITLE: LC-12 | | TITLE: LC-12 | | DATE: 4/20/11 | | MOHAWK RESOURCES LTD. | |
| NOT ASSEMBLY | | NOT ASSEMBLY | | DATE: 4/20/11 | | MOHAWK RESOURCES LTD. | |
| UNITS: INCH [mm] | | UNITS: INCH [mm] | | DATE: 4/20/11 | | MOHAWK RESOURCES LTD. | |
| = POUND [kg] | | = POUND [kg] | | DATE: 4/20/11 | | MOHAWK RESOURCES LTD. | |

Figure 1

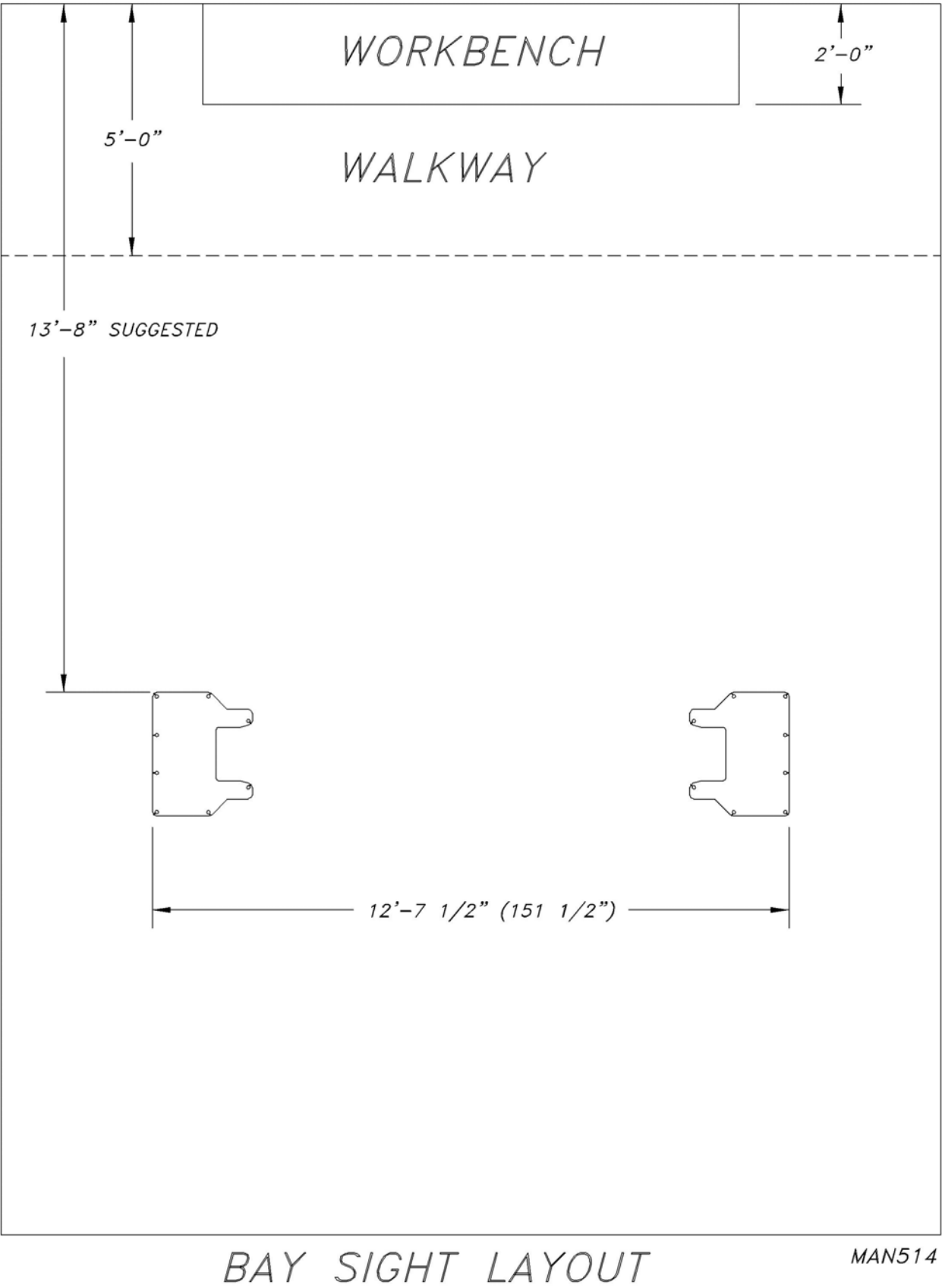


Figure 2

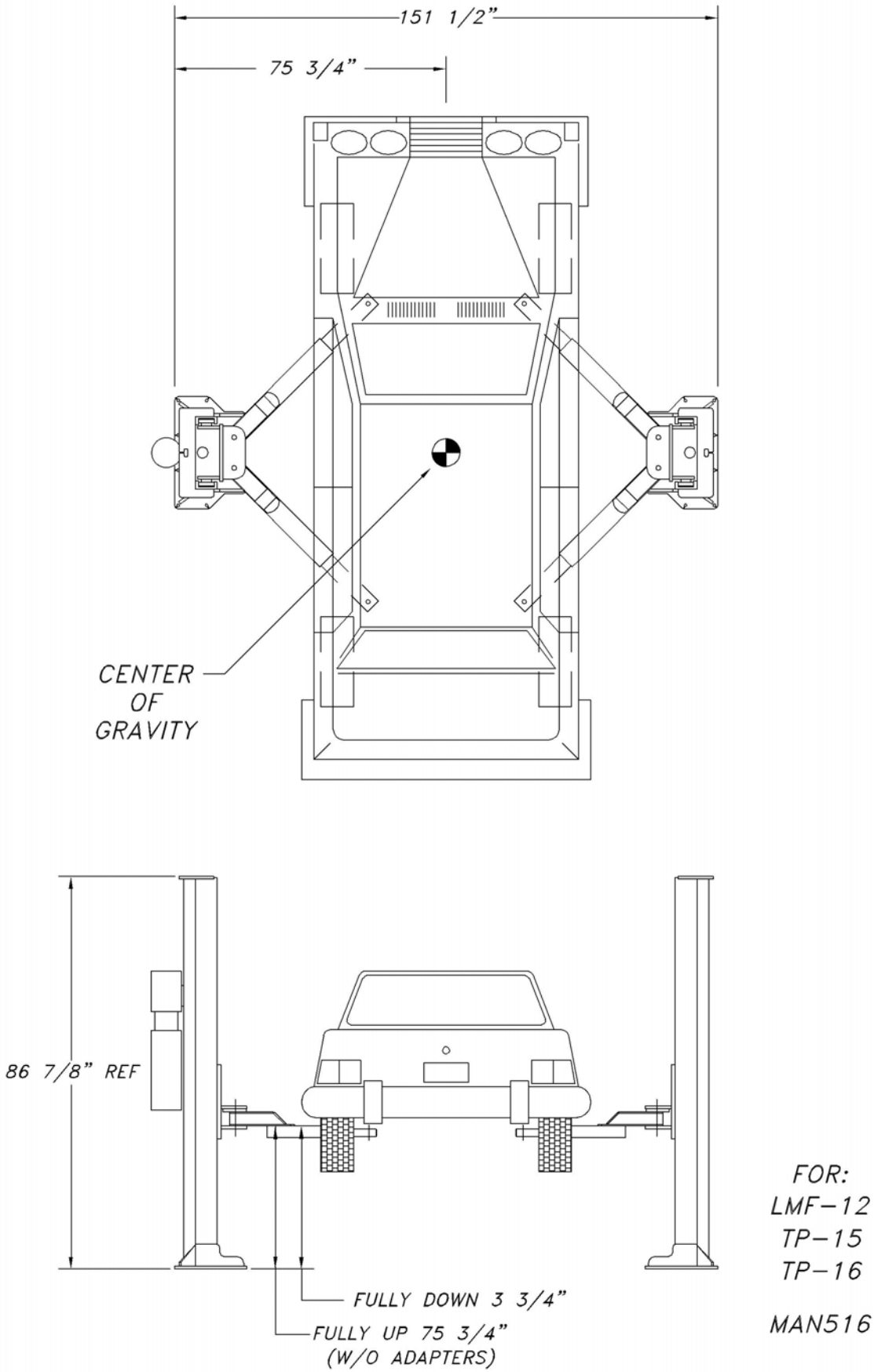


Figure 3